









## 2010-2010 Extension Resources

Title	Author/Illustrator	Curriculum Resources
	<p style="text-align: center;"><i>Art From Her Heart: Folk Artist Clementine Hunter</i></p>	<p>Author: <a href="http://www.kathywhitehead.com/">Kathy Whitehead</a></p> <p>Illustrator: <a href="#">Shane W. Evans</a></p> <p>*Clementine's Age puzzle, Heart Word Search, Art gallery maze and Clementine crossword all available as printables. <a href="http://www.kathywhitehead.com/">http://www.kathywhitehead.com/</a> &gt; activities</p> <p>*View more of Clementine's art in Google images. Have the students make their own folk art on anything, like Clementine. Need help? <a href="http://www.creativity-portal.com/howto/artsandcrafts/artappreciation.folk.art.html">http://www.creativity-portal.com/howto/artsandcrafts/artappreciation.folk.art.html</a></p>
	<p style="text-align: center;"><i>Butterflies in My Stomach and Other School Hazards</i></p>	<p>Author and Illustrator: <a href="http://www.funbrain.com/idioms/">Serge Bloch</a></p> <p>*Online: Paint by Idioms <a href="http://www.funbrain.com/idioms/">http://www.funbrain.com/idioms/</a></p> <p>*Have students illustrate an idiom. Idioms are available at <a href="http://www.idiomsite.com/">http://www.idiomsite.com/</a></p> <p>*Suggest teachers share this book on the first day of school.</p>
	<p style="text-align: center;"><i>Dewey There's a Cat in the Library!</i></p>	<p>Authors: <a href="http://www.deweyreadmorebooks.com/">Vicki Myron</a> and <a href="http://www.petroglyphsnm.org/newsletters/spring_2009/cat_chat_library_cats.html">Bret Witter</a></p> <p>Illustrator: Steve James</p> <p>*Visit Dewey's web site <a href="http://www.deweyreadmorebooks.com/">http://www.deweyreadmorebooks.com/</a></p> <p>*Learn about other library cats <a href="http://www.petroglyphsnm.org/newsletters/spring_2009/cat_chat_library_cats.html">http://www.petroglyphsnm.org/newsletters/spring_2009/cat_chat_library_cats.html</a></p> <p>*Have students write a resume for Dewey.</p>
	<p style="text-align: center;"><i>Hurricane Wolf</i></p>	<p>Author and Illustrator: <a href="http://www.weatherwizkids.com/weather-hurricane.htm">Diane Paterson</a></p> <p>*Learn all about hurricanes at <a href="http://www.weatherwizkids.com/weather-hurricane.htm">http://www.weatherwizkids.com/weather-hurricane.htm</a> Or <a href="http://www.fema.gov/kids/hurr.htm">http://www.fema.gov/kids/hurr.htm</a></p> <p>*Online: Create a hurricane <a href="http://www.nhc.noaa.gov/HAW2/pdf/canelab.htm">http://www.nhc.noaa.gov/HAW2/pdf/canelab.htm</a></p> <p>*Have students come up with an alphabetical listing of names for hurricanes.</p>

## 2010-2010 Extension Resources

Title	Author/Illustrator	Curriculum Resources
 <p><i>In the Trees, Honey Bees</i></p>	<p>Author: <a href="#">Lori Mortensen</a></p> <p>Illustrator: <a href="#">Cris Arbo</a></p>	<p>*bee crossword puzzle <a href="http://www.ncbeekeepers.org/bees.pdf">http://www.ncbeekeepers.org/bees.pdf</a></p> <p>*Pages to share and pages to do at the bottom of the web site. <a href="http://www.longwoodgardens.org/BeeAmazed.html">http://www.longwoodgardens.org/BeeAmazed.html</a></p> <p>Beekeeping and children <a href="http://www.liberty4hbees.com/index.htm">http://www.liberty4hbees.com/index.htm</a></p>
 <p><i>The Three Little Gators</i></p>	<p>Author: <a href="#">Helen Ketteman</a></p> <p>Illustrator: <a href="#">Will Terry</a></p>	<p>*Clay animation story of The Three Little Gators <a href="http://www.youtube.com/watch?v=7U1spCOR1eo">http://www.youtube.com/watch?v=7U1spCOR1eo</a></p> <p>*Make a <a href="#">text to text comparison chart</a></p> <p>*Define the <a href="#">Six Pillars character traits</a> for the characters in the story</p>
 <p><i>Trouble Gum</i></p>	<p>Author and Illustrator: <a href="#">Matthew Cordell</a></p>	<p>*Have the students illustrate Rueben using his gum to cause a different problem from the ones in the book.</p> <p>*February 4, 2011 is <a href="#">Bubble Gum Day</a></p> <p>*Video on how bubble gum is made <a href="http://www.youtube.com/watch?v=Z69N3zwJUIE">http://www.youtube.com/watch?v=Z69N3zwJUIE</a></p> <p>*Links to all sorts of facts on bubble gum <a href="http://www.leewardlaw.com/bubble.htm">http://www.leewardlaw.com/bubble.htm</a></p>
 <p><i>Where Teddy Bears Come From</i></p>	<p>Author: <a href="#">Mark Burgess</a></p> <p>Illustrator: <a href="#">Russell Ayto</a></p>	<p>*Teddy Bear web site with lots of ideas <a href="http://www.teachingheart.net/teddybear.html">http://www.teachingheart.net/teddybear.html</a></p> <p>*The history of the teddy bear <a href="http://www.teddybearandfriends.com/archive/articles/history.html">http://www.teddybearandfriends.com/archive/articles/history.html</a></p> <p>*Hold a teddy bear drive to donate teddy bears to a <a href="#">charity</a>.</p>